

FLUSH SLIDING DOOR SYSTEM

MFU-1000



MonoFlat UNISON®

Door Width	800 - 1000 mm
Door Height	Max. 2500 mm
Door Thickness	*28 - 30 mm
Door Weight	Max. 30 kg
Adjustability	Depth: ±3.5 mm
	Horizontal: ±4 mm
	Vertical: ±4 mm


*Can be used on door thicker than 30 mm by mortising hanging bracket into the door.

Features

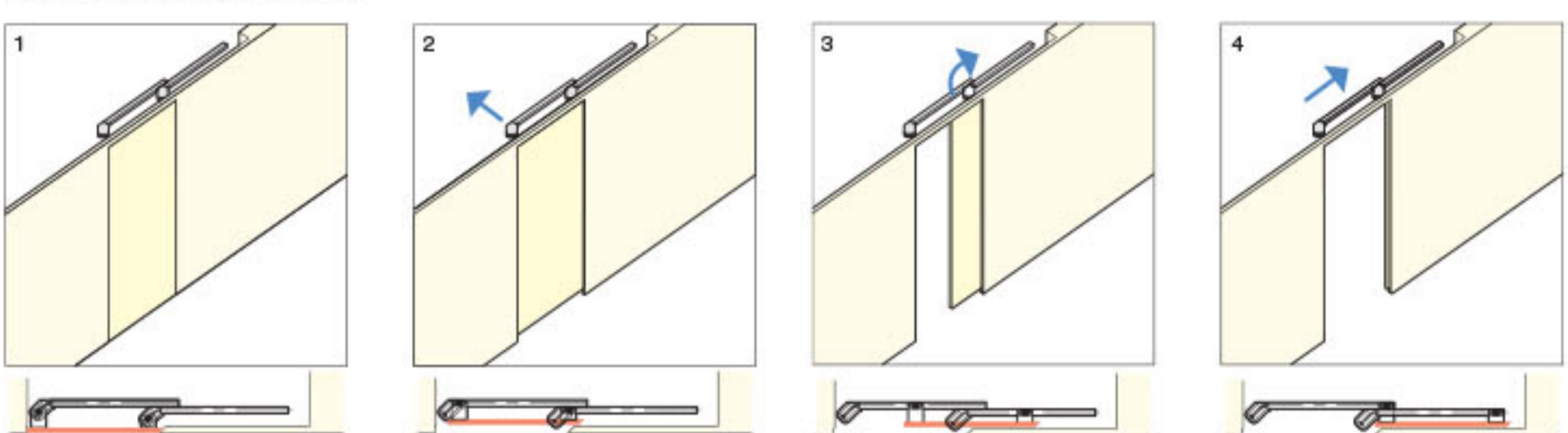
- Completely flush with surroundings, looks like it is just another part of the wall.
- Self-closing function pulls in door fully when it is close to closing.
- Easier installation due to reduced number of parts.
- Does not require a bottom rail. By using a bottom rail, door can be held more firmly.

WARDROBE & CABINET DOOR HARDWARE

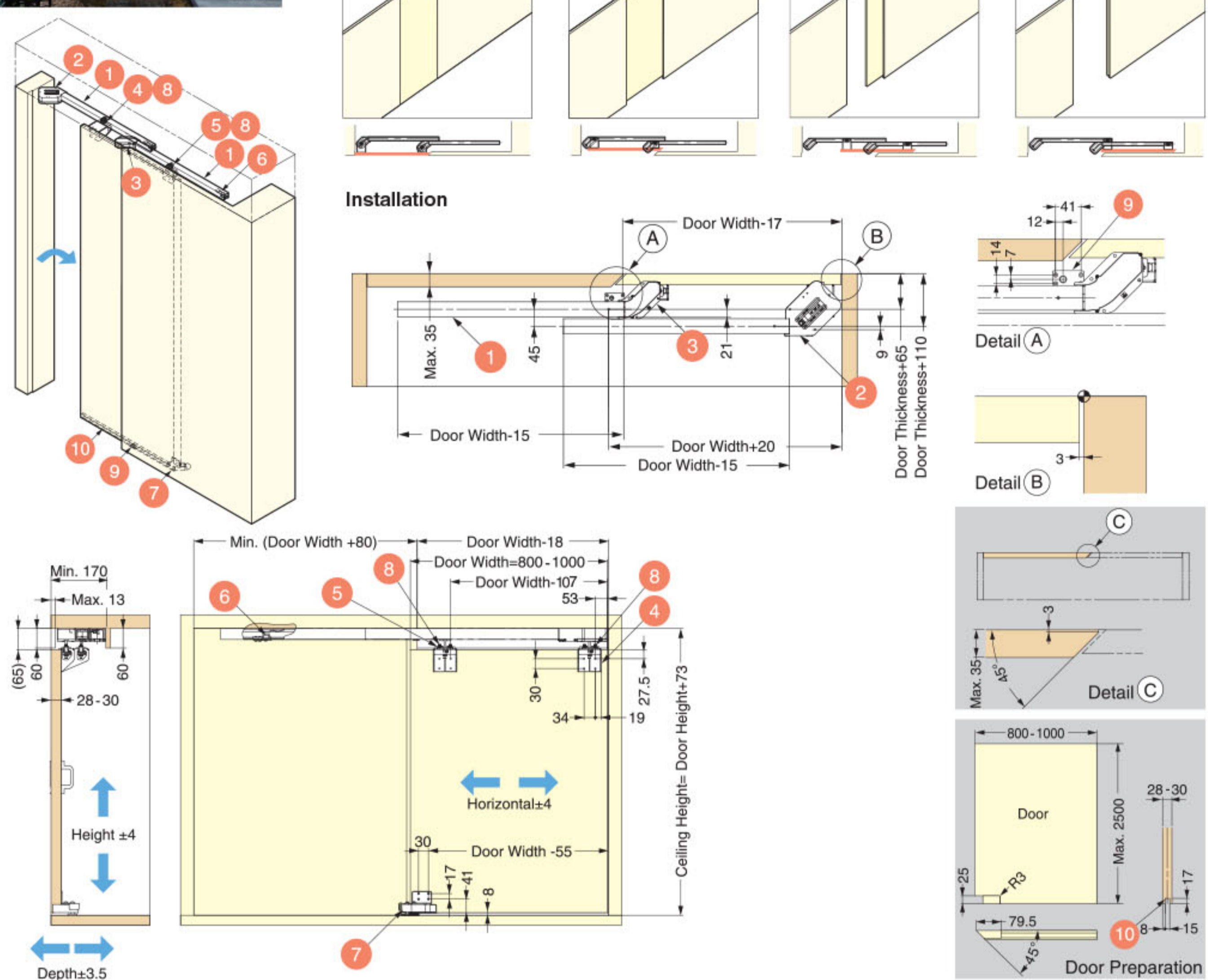
FLUSH SLIDING DOOR SYSTEM



How the Door Moves



Installation



Parts Set (Per Door)

Necessary Parts

Item Code	Item Name	Description
250-022-021	MFU-1000-R	Door slides from Right to Left
250-022-022	MFU-1000-L	Door slides from Left to Right

Parts Included

No.	Qty	Part Name	Dimensions	Description
1	2 pcs	Upper Track	40x38, 5xφ5.5 interval 215	• Material Aluminium • Finish Anodized
2	1 pc	Guide Block	167.9x103, 39.5x30, 3xφ4.5	• Material Aluminium, Polycarbonate • Finish Silver White
3	1 pc	Guide Block	111.1x89.9, 36x36, 4xφ4.6	• Material Aluminium • Finish Silver
4	1 pc	Upper Bracket A	72x40, 4xφ4.6, 30x10, 70x7	• Material Steel • Finish Chromate
5	1 pc	Upper Bracket B	72x40, 19.7x47.4, 4xφ4.6, 30x10, 70x7	• Material Steel • Finish Chromate

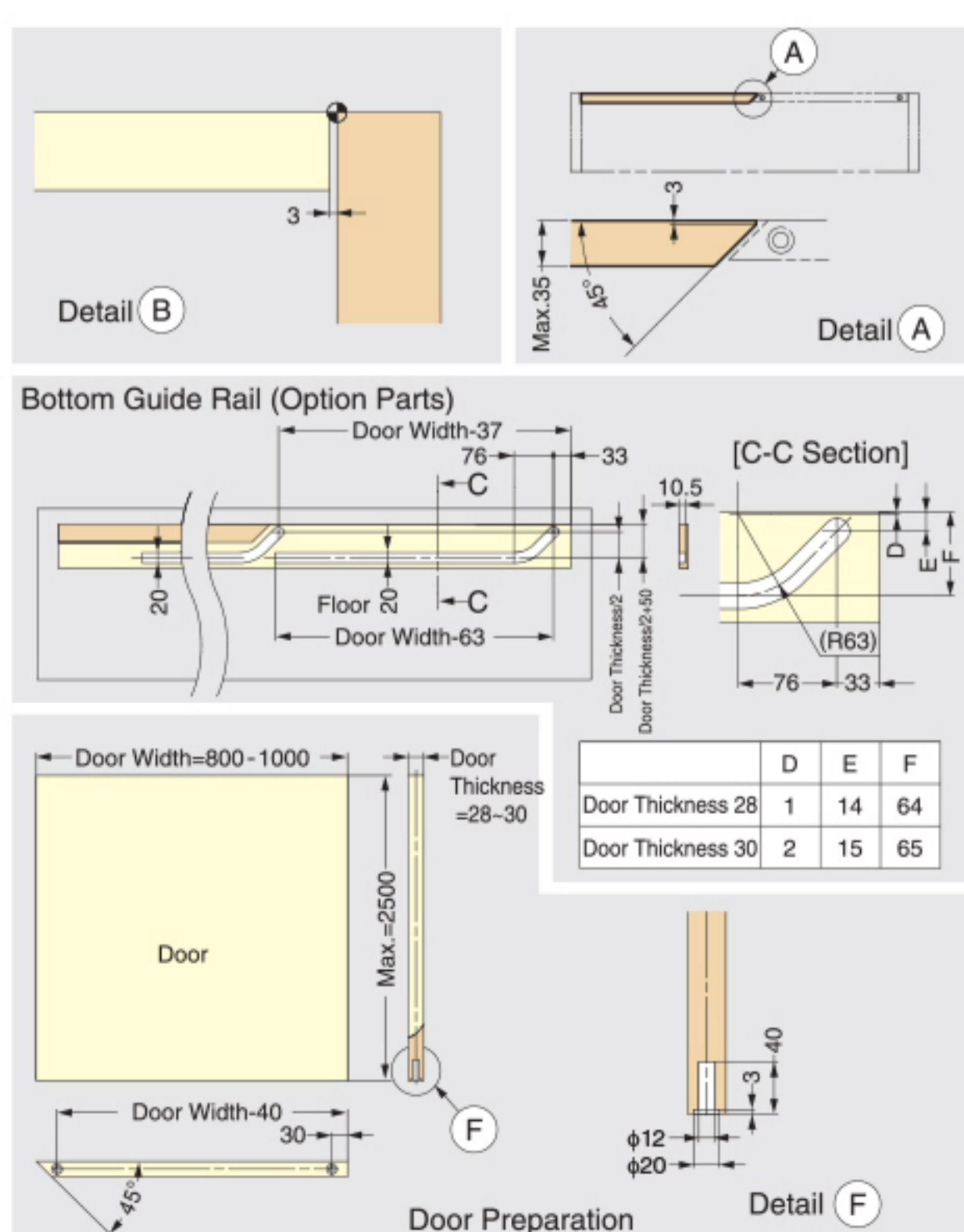
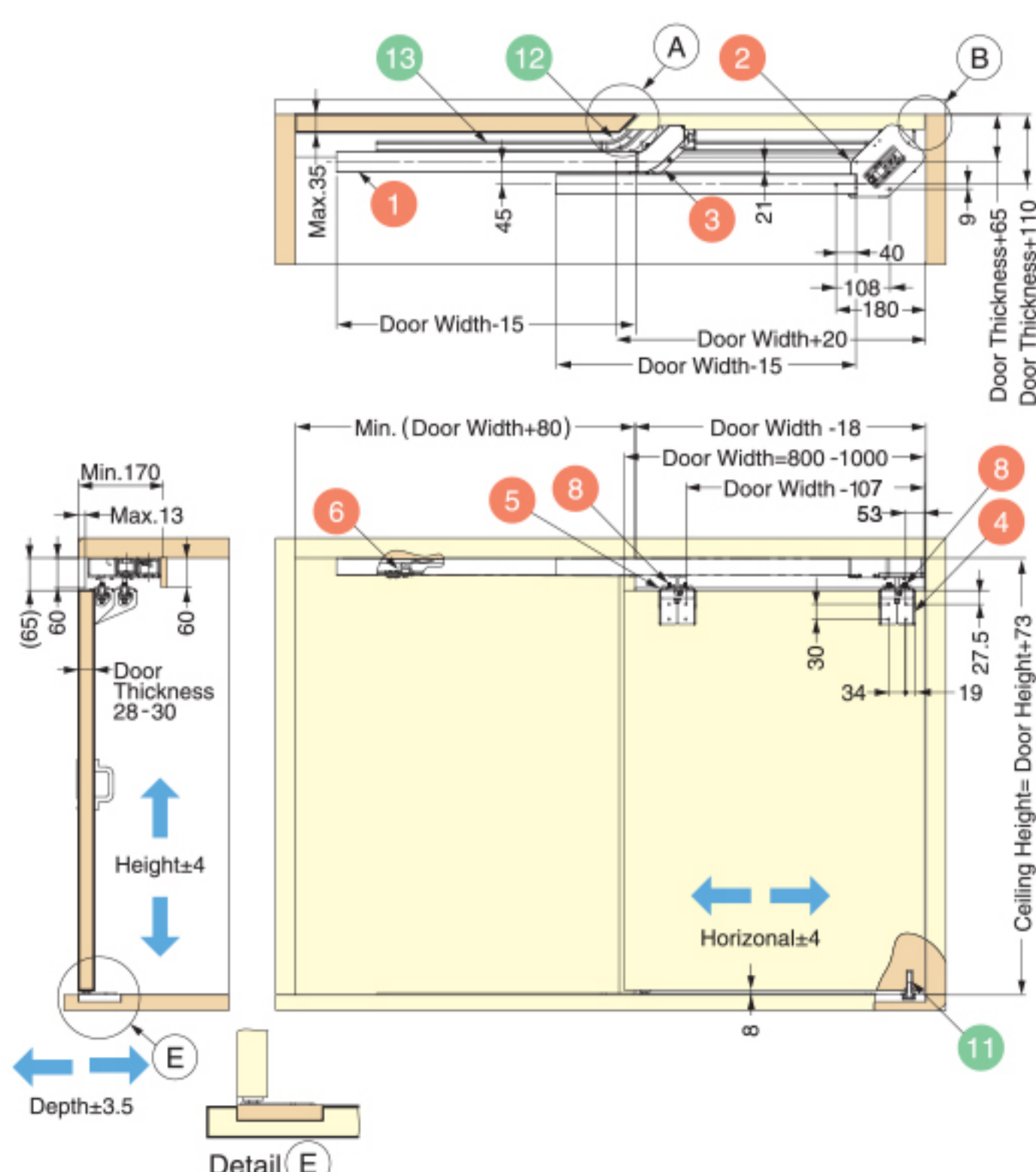
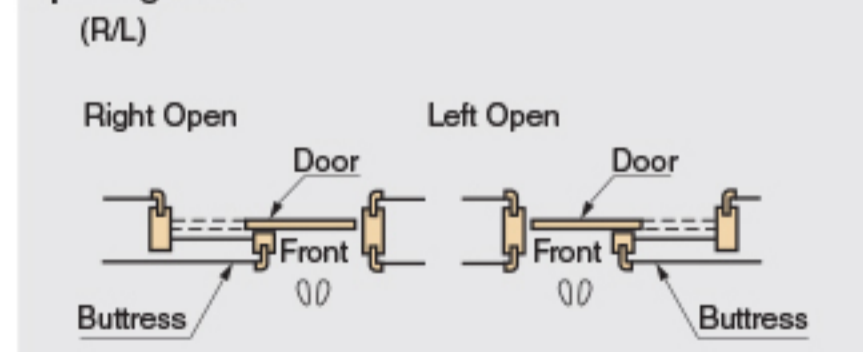
No.	Qty	Part Name	Dimensions	Description
6	1 pc	Stopper	30x71, 54.2x32, 10x7	• Material PBT / Steel • Finish White / Yellow Zinc Chromate
7	1 pc	Lower Guide	14.5x113, 14.5x98.5, 25x65, 17x40, 16x25, 30x60, 4xφ5	• Material Steel • Finish Chromate
8	2 pcs	Upper Roller	Min. 7, 31.4, 58.8, 62.8, 10, 68.8, 64.5, 31.4, 25, 58.8, 10	• Material POM / Steel • Finish Natural / Chromate
9	1 pc	Bottom Guide Pin	51x41, 3.7x14, 17x34, 11.5x14, 4x4	• Material Polyamide • Finish Yellow Zinc Chromate / Light Brown
10	1 pc	Guide Track	12x17, 15x2	• Material Aluminium • Finish Anodized

Optional Parts

For floor mounted recessed guide track.

Item Code	Item Name	Description	Parts Included
250-023-148	MFU-1000RG-SL-R	Door slides from Right to Left	11 2pcs 12 2pcs 13 2pcs
250-023-149	MFU-1000RG-SL-L	Door slides from Left to Right	11 2pcs 12 2pcs 13 2pcs

Opening Side (R/L)



WARDROBE & CABINET DOOR HARDWARE

FLUSH SLIDING DOOR SYSTEM